

CATALOGUE 2012/2013

TANKS FOR AGITATION AND STORAGE • MIXERS • SKIDS FOR DOSING • POLYELECTROLYTE PREPARATION SYSTEMS

INDEX

Polyelectrolyte Preparation System

- Polymaker PLM 01
- Polymaker PM 02
- Polymaker LM 03
- Mpowder (multi-preparation) 04
- Lsmaker 05

Chlorine Dioxide Generator

- CLOS 06

Controllers

- Aquashift 07
- Swim 08

Dosing Pumps

- MP 09
- MG 10
- VM 11
- SG 12

Tanks with agitation

- DPC 13
- DP 14

Storage tanks with flat bottom

- TR/TQ 15

Storage tanks with conical bottom

- TFC 16

Mixers


- VRP/VRS 17
- VLS 18
- SLS 19
- FLS 20

Personalized Projects

- Special products 21



Continuous powder and emulsion polyelectrolyte preparation system, entirely automatic with a triple chamber tank (preparation/maturing/dosing) constructed in high density polyethylene (offering a good level of resistance in aggressive environments), allowing a high quality end product to be achieved.

- Powder preparation capacity up to 12000 l/h in concentrations of 1 to 5g/l for 30 minute maturing times.
- Emulsion preparation capacity up to 18000 l/h in concentrations of 1 to 5g/l for 30 minute maturing times.
- The control panel, with synoptic system and operation switch, provide the operator a complete control over the unit.
- The ultra-sonic level probe (which does not have contact with liquid), installed in the last chamber, allows for the unit's independence to be monitored continually and even sets off maximum and minimum level alarms, displaying information on the screen, a light signal and the corresponding contact on the control panel.
- The flow meter regulates the amount of water entering the system and provides information on the screen, guaranteeing a dilution flow permitting the proper function within the established parameters.
- The low speed mixers, which features a 316 stainless steel shaft and propeller, installed in the preparation and maturing chambers, ensure that the final solution is entirely homogeneous (the 3rd agitator is optional). The ability to programme the agitators to function allow a better energy consumption.
- The simple calibration routines allow a more rigorous and economical polymer dosing.
In accordance with the concentration selected by making adjustments directly on the display screen and the instant flow rate, the polymer dosing (in powder or emulsion) will be made in order to achieve the desired concentration.
- The heating resistance at the dry feeder output and the lack of powder detector's hopper, with the respective alarm on the screen, light signal and contact on the electronic panel, are essential accessories included in the standard configuration.



POLYMAKER PLM Series

| Model | Max. Capacity (L/h) in 30mn | |
|--------|-----------------------------|----------|
| | Powder | Emulsion |
| PLM8 | 800 | 1200 |
| PLM12 | 1200 | 1800 |
| PLM18 | 1800 | 2700 |
| PLM25 | 2500 | 3750 |
| PLM34 | 3400 | 5100 |
| PLM52 | 5200 | 7800 |
| PLM75 | 7500 | 11250 |
| PLM120 | 12000 | 18000 |



Continuous powdered polyelectrolyte preparation system, entirely automatic, with a triple chamber tank (preparation/ maturing/dosing) constructed in high density polyethylene (offering a good level of resistance in aggressive environments), allow a high quality end product to be achieved.


- Preparation capacity up to 12,000 l/h in concentrations of 1 to 5g/l for 30 minute maturing times.
- The control panel, with system synoptic and operation switch, provide the operator a complete control over the unit.
- The ultra-sonic level probe (which does not have contact with liquid), installed in the last chamber, allow for the unit's independence to be monitored continually and even sets off maximum and minimum level alarms, displaying information on the screen, a light signal and the corresponding contact on the control panel.
- The flow meter regulates the amount of water entering the system and provides information on the screen, guaranteeing a dilution flow permitting the proper function within the established parameters.
- The low speed agitators, which features a 316 stainless steel shaft and propeller, installed in the preparation and maturing chambers, ensure that the final solution is entirely homogeneous (the 3rd agitator is optional). The ability to programme the agitators to function allow a better energy consumption.
- The simple calibration routines allow for more rigorous and economical powdered polymer dosing. In accordance with the concentration selected by making adjustments directly on the screen and the instant flow rate, electronic variator positions the powder dosifier to achieve the intended solution.
- The heating resistance at the powder dosifier's output and the lack of powder detector's hopper, with the respective alarm on the screen, light signal and contact on the electronic panel, are essential accessories included in the standard configuration.

POLYMAKER PM Series

| Model | Max. Capacity (L/h) | |
|-------|---------------------|--------|
| | 30 min | 45 min |
| PM8 | 800 | 530 |
| PM12 | 1200 | 800 |
| PM18 | 1800 | 1200 |
| PM25 | 2500 | 1700 |
| PM34 | 3400 | 2300 |
| PM52 | 5200 | 3500 |
| PM75 | 7500 | 5000 |
| PM120 | 12000 | 8000 |

Continuous emulsion polyelectrolyte preparation system, fully automatic, with a double (LM2, maturation / dosing) or triple chamber tank (LM3, emulsion storage/maturation/dosing) constructed in high density polyethylene (offering a good resistance in aggressive environments), allow a high quality end product to be achieved.

- Preparation capacity up to 7500l/h in concentrations of 1 to 5 g/l for 15 minute maturing times.
- The control panel, with system synoptic and operation switch, provide the operator a complete control over the unit.
- The ultra-sonic level probe (which does not have contact with liquid), installed in the last chamber, allow for the unit's independence to be monitored continually and even sets off maximum and minimum level alarms, displaying information on the screen, a light signal and the corresponding contact on the control panel.
- The flow meter, the pressure control valve and flow/shut off valve allow the continuous regulation of water entrance guaranteeing a dilution flow that is convenient for the unit to work within the established parameters.
- The low speed agitator with stainless steel 316, shaft and propeller, installed in maturation chamber, gives total homogeneity to the final solution (2nd agitator, for the dosage chamber is optional).
The programming of the operating regime of the agitator allow for better power management.
- The simple calibration routines allow a more rigorous and economical emulsion polymer dosing.
In accordance with the concentration selected by making adjustments directly on the screen and the instant flow rate, the PLC positions the dosing pump to achieve the intended solution.





POLYMAKER LM Series

| | Model | Max. Capacity (L/h) | |
|-----|--------|---------------------|--------|
| | | 15 min | 30 min |
| LM2 | LM2-24 | 2400 | 1200 |
| | LM2-36 | 3600 | 1800 |
| | LM2-54 | 5400 | 2700 |
| | LM2-75 | 7500 | 3750 |
| LM3 | LM3-16 | 1600 | 800 |
| | LM3-24 | 2400 | 1200 |
| | LM3-36 | 3600 | 1800 |
| | LM3-50 | 5000 | 2500 |



Powder dilution system, entirely automatic, constructed in high density polyethylene (offering a good level of resistance in aggressive environments), allow a high quality end product to be achieved.

- Four models range from 500 to 2000 liters of capacity. Concentrations of preparation according to the dosing device.
- The regulation of water flow and the dry feeder, with manual variator speed allow the preparation in continuous of variable concentration solutions.
- Ideal for lime, active carbon, polyelectrolyte, permanganate, polyphosphates and other powder products solutions.
- Each system consists in a tank with two separate volumes by a flat half-moon section, constructed from high density polyethylene.
- The level probe controls the entry of water through the electrovalve in the chamber, when the minimum level of water is reached. When the maximum level is reached, the level probe rises up and the electrovalve cuts the water flow.
- The flowmeter and valve adjustment, ensure a dilution flow for the proper functioning of the preparation within the established parameters.
- The low-speed agitator with shaft and stainless steel propellers installed will give a total uniform solution.
- The control panel has a button for overall safety and operation of individual switches with signal light and LED indicators with trend of the functioning of various elements, allowing the operator total control of the unit.




MPOWDER Series

| Model | Volume (L) |
|-------|------------|
| | Geometric |
| MP05 | 600 |
| MP10 | 1000 |
| MP15 | 1600 |
| MP20 | 2000 |

Liquid dilution preparation system, fully automatic, constructed in high density polyethylene (offering a good level of resistance in aggressive environments), allow a high quality end product to be achieved.

- The five models range from 300 to 2000 liters of capacity with concentrations of preparation according to the dosing pump applied.
- The regulation of water flow and the dosing pump, with manual variator speed allows the preparation in continuous of variable concentration solutions.
- Ideal for emulsion polyelectrolyte and other liquid products solutions.
- Each system consists in a tank with two separate volumes by a flat half-moon section, constructed from high density polyethylene.
- The level switch controls the entry of water through the electrovalve in the chamber of dilution, when the minimum level of water is reached.
When the maximum level is reached the level probe rises up and the electrovalve cuts the water flow. The solution is concentrated in the lower compartment and through the turmoil of the propellers, moves up to higher levels.
- The flowmeter and valve adjustment, ensure a dilution flow for the proper functioning of the preparation within the established parameters.
The water and the product mix after passing through a mixer in line.
- The low-speed agitator with shaft and stainless steel propellers installed will give a total uniform solution.
- The control panel has a button for overall safety and operation of individual switches with signal light and LED indicators with trend of the functioning of various elements, allowing the operator total control of the unit.



| LSMAKER Series | |
|----------------|------------|
| Model | Volume (L) |
| | Geometric |
| LS03 | 300 |
| LS05 | 600 |
| LS10 | 1000 |
| LS15 | 1600 |
| LS20 | 2000 |



Chlorine dioxide generator uses the sodium chlorite/hydrochloric acid process, diluted to 2% upon the reactor.


- Command console with intuitive display, indicating the most important parameters for each mode of operation.
- Synoptic panel with dual coloured LEDs for remote visual control, of all the system's vital points.

▪ **Dosing configuration:**

- Manually from 0% to 100%;
- Remote On/Off;
- External pulses with multiplier and pulse divider;
- By signal 4...20 mA.

▪ **Standard security:**

- 2 flow detectors in the dosing pumps to ensure real dosing from 0% to 100%;
- 2 level switches of reagents;
- 1 flowmeter for monitoring linear flow of dilution water.



CLOS Series

| Model | g/h CLO ₂ | Pmax Bar |
|---------|----------------------|----------|
| CLOS 10 | 100 | 9 |
| CLOS 16 | 160 | 6 |
| CLOS 36 | 360 | 2 |


Universal measuring controllers that can be configured by an intuitive software for different measurement parameters.

Thanks to the versatility of both the measurement and control options in the versions available, these controllers are appropriate for an infinite applications.

Free or completely pre-installed system with a panel and parametered have been set to simplify work under way.

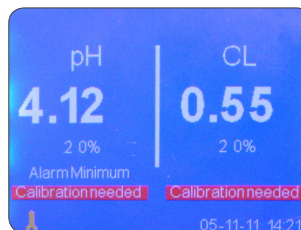
Main Features:

- Reading the records stored in memory card SD;
- Graphical display in real time;
- OFF, ON/OFF, P, PI, PD or PID control;
- Relay and frequency output, 0...20mA or 4...20mA, or Pulsewidth;
- Dry contact relay or 220VAC 4A for general C/NO/NC alarm;
- Configurable analogue outputs for register or control;
- Contact for chemical level control;
- Contact for flow detector;
- Contact for remote ON/OFF;
- RS485 interface for remote control and readings via PC;
- Memory card to register values and alarms.



Panel system with one or two pumps respectively.

| Measurements Ranges | |
|----------------------------------|------------------------|
| Free Chlorine | 0...10 ppm (up to 80°) |
| Chlorine with pH compensation | 0...10 ppm |
| ClO ₂ | 0...10 ppm |
| pH | 0...14 |
| pH with temperature compensation | 0...14 |
| ORP (Redox) | -2000mV...+2000mV |
| Conductivity | 500 µs |
| Temperature | PT100 |
| External analog signal | 0-4/20mA |





The Colberge Swim series has been designed as a pH or Redox measurement and control system, depending on the sensor, for use in domestic water treatment facilities, AVAC units, small swimming pools or private/municipal fountains.

- The latest generation microprocessor control, with a three digit display, three selection buttons and LED indicators, is directly integrated into the dosing unit's original casing, creating a system that is compact and easy to transport, handle and install.
- The electromagnetic diaphragm dosing pump continually regulates flow volume by pulses up to a recommended minimum of 30%, and flow volumes up to 12 L/h.
- The intuitive parameter controller allows the dosing pump to be controlled either manually or using proportional algorithms via setpoint and Xp range. This can be configured as appropriate for all scales.
- 220 VAC power supplied, with SN6 connection for standard pH or Redox probes.

They even include 8 LEDs which assist the operator and indicate operational status as follows:

- pH or Redox measurement;
- Level fault;
- Continuous or pulse-based operation;
- Calibration routine;
- Setpoint configuration;
- Proportional band configuration.



Electromagnetic diaphragm dosing pumps with a versatile and compact structure, PVDF dosing heads and dual colour front LEDs indicating normal functioning or level fault.

- The continuous regulation of the diaphragm associated to the "step by step" pulse frequency regulation allows the flow volume to be adjusted for any situation.
- The frequency potentiometer even selected the mode of operation to external command by a reed relay or stop.
- The standard version includes foot valve with ceramic weight, injection valve and tube.

Standard version options:

- External control;
- Level switch.

Optional accessories:

- Multifunction valve.



| MP6 Series | | | | |
|------------|----------------|-----------------|------------------------|----------------|
| Model | Pressure (bar) | Flow vol. (l/h) | Average P. (ml/stroke) | Ø ext/int (mm) |
| MP601 | 16 | 1,4 | 0,13 | 6x4 |
| MP611 | 10 | 2,6 | 0,24 | 6x4 |
| MP651 | 7 | 4,5 | 0,42 | 6x4 |
| MP661 | 3 | 10,8 | 1,00 | 8x5 |
| MP641 | 2 | 15,5 | 1,4 | 8x5 |





Electromagnetic diaphragm dosing pumps, with multi-functional control panel with four buttons, LCD display and intuitive configuration. The three front LEDs monitor that the pump is functioning properly and detect alarm situations or breakdowns.

Continuous regulation of the diaphragm and pulse frequency allows you to make the perfect adjustments for any situation.

- PP, PVDF and stainless steel dosing heads and standard diaphragms made of PTFE make the MG series the ideal solution for any application.


- The standard version includes an external pulse control cable, foot valve with ceramic weight, injection valve and tube.

Standard version options:

- Analogue control signal (4-20 mA);
- Pulse transmission relay (output);
- NO or NC alarm relay;
- 12 V DC or 24 V AC/DC power supply;
- Timers;
- Remote On/Off.

Optional accessories:

- Two level switch;
- Flow detector;
- Multifunction valve.




MG Series

| | Model | Pressure (bar) | Flow vol. (l/h) | Average P. (ml/stroke) | Ø ext/int (mm) |
|-----|-------|----------------|-----------------|------------------------|----------------|
| MG7 | MG773 | 10 | 0,82 | 0,08 | 6x4 |
| | MG763 | 16 | 1,4 | 0,13 | 6x4 |
| | MG703 | 16 | 2,5 | 0,24 | 6x4 |
| | MG713 | 10 | 5,0 | 0,46 | 8x5 |
| | MG723 | 7 | 8,4 | 0,78 | 8x5 |
| | MG733 | 4 | 14,2 | 1,31 | 8x5 |
| | MG743 | 2 | 20,9 | 1,93 | 12x9 |
| MG8 | MG873 | 16 | 4,9 | 0,45 | 8x5 |
| | MG813 | 10 | 8,3 | 0,76 | 8x5 |
| | MG823 | 7 | 13,1 | 1,21 | 8x5 |
| | MG833 | 4 | 19,1 | 1,77 | 12x9 |
| | MG843 | 2 | 36,2 | 3,35 | 12x9 |


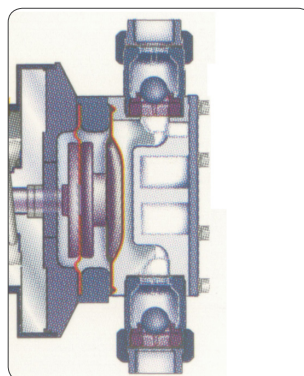
Mechanically operated diaphragm dosing pumps with three-phase or single-phase electric motor.

Their simple and versatile design, featuring mechanisms and casings manufactured in PPE, with IP65, provides good resistance in aggressive environments.

- Dosing heads manufactured in PVC or 316 stainless steel and standard diaphragms in PTFE.
- Manual flow volume adjustments in 1% steps with built in scale and brake.
- Assembly kit available, including tube, foot valve and injector.



| VM Series | | | |
|-----------|----------------|------------|--------------------|
| Model | Pressure (bar) | Flow (l/h) | Freq. (stroke/min) |
| VM4 10 | 10 | 9 | 38 |
| VM4 15 | 10 | 16 | 77 |
| VM4 25 | 7 | 27 | 120 |
| VM4 45 | 7 | 42 | 192 |
| VM6 15 | 7 | 13 | 38 |
| VM6 25 | 7 | 25 | 77 |
| VM6 40 | 4 | 41 | 120 |
| VM6 65 | 4 | 64 | 192 |







Mechanically operated diaphragm dosing pumps with three-phase or mono-phase electric motor. The casing is manufactured using PPE, with IP65, providing good resistance in aggressive environments.

The continuous regulation of the diaphragm's course is carried out by varying the actuator's eccentricity, thus resulting in a continuous movement in the mechanism and the dosified fluid, minimising friction and mechanical and hydraulic shocks.

- Dosing heads manufactured in PVDF or 316 stainless steel and standard diaphragm in PTFE.
- Optional integrated microprocessor controlled module has the following options available:
 - Reed type pulse control;
 - Analogue control signal (4-20 mA);
 - Pulse transmission relay (output);
 - NO or NC alarm relay;
 - Remote On/Off;

Optional accessories:

- Level switch;
- Flow detector;
- Multifunction and security valve.



SG Series

| | Model | Pressure (bar) | Flow (l/h) | Freq. (stroke/min) |
|-----|----------|----------------|------------|--------------------|
| SGA | SGA 20 | 12 | 19 | 73 |
| | SGA 25 | 10 | 25 | 73 |
| | SGA 40 | 12 | 39 | 143 |
| | SGA 45 | 7 | 43 | 73 |
| | SGA 50 | 10 | 49 | 143 |
| | SGA 60 | 10 | 56 | 200 |
| | SGA 75 | 7 | 71 | 200 |
| | SGA 90 | 4 | 90 | 143 |
| | SGA 130 | 4 | 130 | 200 |
| SGB | SGB 50 | 10 | 50 | 73 |
| | SGB 100 | 10 | 100 | 132 |
| | SGB 140 | 10 | 135 | 198 |
| | SGB 130 | 7 | 127 | 73 |
| | SGB 250 | 7 | 232 | 132 |
| | SGB 360 | 4 | 360 | 198 |
| SGC | SGC 160 | 10 | 157 | 72 |
| | SGC 220 | 10 | 205 | 103 |
| | SGC 330 | 10 | 300 | 144 |
| | SGC 400 | 10 | 364 | 180 |
| | SGC 450 | 7 | 460 | 72 |
| | SGC 600 | 7 | 600 | 103 |
| | SGC 900 | 4 | 880 | 144 |
| | SGC 1100 | 4 | 1090 | 180 |

Manufactured using a high-density polyethylene rolled up and welding torches, these tanks have been designed for preparation and storage chemicals, oxidation processes, neutralization and flocculation.

Technical characteristics:

- Highly chemically and mechanically resistance;
- Anti-vortex side deflectors;
- Central reinforcement for mounting of agitators;
- Draining nozzle;
- Screw lid on top.

Options:

- Internal gutter for installation of internal levels;
- Inclined or conical bottom;
- Other parts to order.



| DPC Series | |
|------------|------------|
| Model | Volume (L) |
| DPC 0300 | 300 |
| DPC 0600 | 600 |
| DPC 1000 | 1000 |
| DPC 1500 | 1500 |
| DPC 2000 | 2000 |
| DPC 2500 | 2500 |
| DPC 3000 | 3000 |
| DPC 4000 | 4000 |
| DPC 5000 | 5000 |





Tanks manufactured by rotomolding process, in high density polyethylene, ideal for preparation and storage of chemical products.

Technical characteristics:

- Chemical resistance;
- Built in graduation;
- Translucent for easy level readings;
- Side deflectors;
- Reinforced transversal shoulders for pumps to be mounting.
- Flange for agitators;
- Screw-on top ensuring a complete seal;
- Screwing mechanism for discharge valve.



DP Series

| Model | Volume (L) |
|---------|------------|
| DP 100 | 100 |
| DP 200 | 200 |
| DP 500 | 500 |
| DP 1200 | 1200 |

Manufactured using a high-density polyethylene rolled up and welding torches.

TR Series

Storage of water or low chemicals of densities up to 1,2 Kg/dm³.

TQ Series



Storage of concentrated chemicals of densities up to 1,5 Kg/dm³.

Technical characteristics:

- Highly chemically and mechanically resistance;
- Dome: cone-shaped 15° completely close;
- Flat bottom;
- Lid on top;
- Output with loose flange;
- Water entrance;
- Other dimensions available to order.

Options available on the standard version:

- Inclined bottom;
- Exterior level;
- External stairs;
- Retention basin;
- Rain protection.



| TR/TQ Series | |
|--------------|------------|
| Model | Volume (L) |
| TR/TQ025 | 2500 |
| TR/TQ035 | 3500 |
| TR/TQ050 | 5000 |
| TR/TQ065 | 6500 |
| TR/TQ085 | 8500 |
| TR/TQ100 | 10000 |
| TR/TQ125 | 12500 |
| TR/TQ150 | 15000 |



Manufactured using a high-density polyethylene rolled up and welding torches, these tanks have been designed to store water for applications requiring complete circulation or drainage.

Technical characteristics:

- Highly chemically and mechanically resistant as an inherent part of its production;
- Fully enclosed conical roof with small angle;
- Conic bottom;
- Lid on top;
- Output with loose flange;
- Water entrance, vent hole, manometer;
- Other dimensions and parts available to order.



TFC Series

| Model | Volume (L) |
|----------|------------|
| TFC 500 | 500 |
| TFC 1000 | 1000 |
| TFC 1500 | 1500 |
| TFC 2000 | 2000 |
| TFC 2500 | 2500 |
| TFC 3000 | 3000 |
| TFC 4000 | 4000 |
| TFC 5000 | 5000 |
| TFC 6000 | 6000 |

High speed, 950 rpm agitators with marina type propeller and shaft manufactured in polypropylene or 316 stainless steel.




- Polypropylene flange with seal on the shaft, protecting the motor from corrosive vapours and splashes.
- The motors used in mono-phase or three-phase versions have a protective cover and thus do not require any type of maintenance and are protected by RAL 7001 anticorrosive paint.
- The table below indicates the eight models of VRP/VRS agitators, their main characteristics and the maximum recommended volumes.

| VRP/S Series | | | |
|--------------|------------|------------------|------------|
| Model | Power (kW) | Ø Propeller (mm) | Volume (L) |
| VRP/S 06X | 0,15 | 120 | 100 |
| VRP/S 08X | 0,15 | 120 | 200 |
| VRP/S 10X | 0,25 | 140 | 500 |
| VRP/S 12X | 0,25 | 140 | 1250 |



Low speed, 100 rpm agitators with shaft and 4 blades at a 45° angle propeller, manufactured in 316 stainless steel, with easy and practical shaft coupling.

- Equipped with moto-reducers in the three-phase version, not requiring maintenance.
- Protected by RAL 7001 anticorrosive paint.
- Although, only rudimentarily, we could consider three types of agitation when selecting the most appropriate model:
 - **Easy Agitation** - Homogenisation of reagents;
 - **Normal Agitation** - Solid suspension up to 50g/l;
 - **Difficult Agitation** - Lime and polyelectrolyte preparation.
- The table below features the indications for the six models of agitators and their main characteristics.



VLS Series

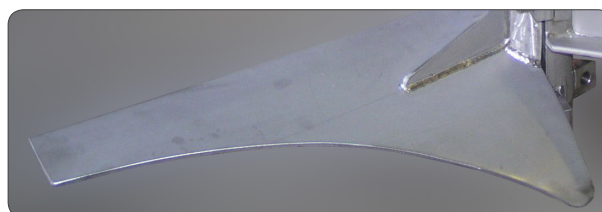
| Model | Power (kW) | Rot. (rpm) | ØPropeller (mm) | Max. Volume (L) | | |
|-----------|--------------|------------|-----------------|-----------------|-----|-----|
| | | | | F | N | D |
| VLS 2520 | 0,25 - 380 V | 114 | 200 | 1 | 0,8 | 0,5 |
| VLS 3735 | 0,37 - 380 V | 104 | 350 | 3 | 2 | 1,5 |
| VLS 5550 | 0,55 - 380 V | 104 | 500 | 6 | 4 | 2 |
| VLS 11055 | 1,1 - 380 V | 106 | 550 | 12 | 9 | 6 |
| VLS 15070 | 1,5 - 380 V | 100 | 700 | 20 | 15 | 10 |
| VLS 22080 | 2,2 - 380 V | 100 | 800 | 30 | 20 | 12 |

Low speed agitators are ideal for reagent preparation, neutralization, sludge suspension, flash mixing, with highly performing and low energy consumption.

They can work when dry, recommended for tanks with a variable level of liquid.


- SIs type propeller, coupling and shaft, manufactured in AISI 316 L stainless steel.
- Equipped with moto-reducers, the three-phase version is protected and does not require any sort of maintenance during its useful life.
- Protected using RAL 7001 anticorrosive paint.
- Standard Model.

| SLS Series | | | |
|------------|--------------|----------------|-----------------|
| Model | Power (kW) | Rotation (rpm) | ØPropeller (mm) |
| SLS 7535 | 0,75 - 380 V | 332 | 350 |
| SLS 11060 | 1,1 - 380 V | 107 | 600 |
| SLS 15080 | 1,5 - 380 V | 103 | 800 |
| SLS 150100 | 1,5 - 380 V | 103 | 1000 |
| SLS 220120 | 2,2 - 380 V | 105 | 1200 |
| SLS 300180 | 3 - 380 V | 57 | 1800 |



Low speed agitators provide a non-turbulent, homogenous average, ideal for flocculation processes in tanks with a constant or variable volume.

- These Agitators are quite robust, with a shaft and 2R type propeller, highly performing and with low levels of energy consumption, manufactured in AISI 316 L stainless steel.
- Coupling attached to the motor made by flange, provides a more comfortable installation.
- Equipped with moto-reducers, in the three-phase version with reinforcement, thus not require any maintenance during its useful life.
- Protected using RAL 7001 anticorrosive paint.
- Standard Model




FLS Series

| Model | Power (kW) | Rotation (rpm) | ØPropeller (mm) |
|-----------|--------------|----------------|-----------------|
| FLS 3750 | 0,37 - 380 V | 53 | 500 |
| FLS 3780 | 0,37 - 380 V | 32 | 800 |
| FLS 37100 | 0,37 - 380 V | 25 | 1000 |
| FLS 37120 | 0,37 - 380 V | 25 | 1200 |
| FLS 55160 | 0,55 - 380 V | 17 | 1600 |
| FLS 55200 | 0,55 - 380 V | 15 | 2000 |
| FLS 75250 | 0,75 - 380 V | 12 | 2500 |



www.colberge.com
master@colberge.com
Tel.: +351 219 253 344
Fax.: +351 219 253 345



vs.23052012

POLYELECTROLYTE PREPARATION SYSTEMS • CHLORINE DIOXIDE GENERATOR • CONTROLLERS • DOSING PUMPS •

| | | |
|--|--|---|
|  <p>POR LISBOA PROGRAMA OPERACIONAL REGIONAL</p> |  <p>QR EN QUADRO DE REFERÊNCIA ESTRATÉGICO NACIONAL PORTUGAL 2007-2013</p> |  <p>UNIÃO EUROPEIA Fundo Europeu de Desenvolvimento Regional</p> |
|--|--|---|