

3 models


Remote control ON/OFF

Synopsis

Flow detector

Pulse relay

4...20mA mode



Colberge CLOS

The Colberge developed the chlorine dioxide generator of Clos Series, with 3 models in accordance with the process of sodium chlorite / hydrochloric acid.

The reaction, acting on excess acid is provided by the dosage of chemicals diluted in proportion 1:1. With this system, the chlorine dioxide generates in the reactor the concentration of 20 g / l which is immediately diluted by the water cycle.

Compact unit with all parts fully installed and tested in the medium to promote easy mounting and commissioning.

Dosing mode

- Manual from 0% to 100%;
- External Pulses Control;
- Signal 4...20mA;
- Remote ON/OFF.

Process description

When the cycle of dilution of water flow indicated by the meter displayed on the screen is larger than the minimum, and level of the probes in the tanks of reagents confirm the presence of both chemicals, the system is ready to go.

The pumps start with a small delay in the dosing of reactor with sodium chlorite to 7,5% and 9% hydrochloric acid. The flow detectors confirm the real visual information through the green LED in the panel presentation. When no flow of chemicals are detected, the security system stops, and the led's become red.

The production of chlorine dioxide depends on the mode of dosing selected by the user.


You can always check the alarm list available on the Alarms menu.

Technical data

Power supply.....	230 VAC
Current.....	0,25 A
Sound level.....	< 120 dB a 1m
Max. dosing temperature.....	35 °C
Max. ambient temperature.....	45 °C
Dimensions.....	1850 x 800 x 500 mm

Security standard accessories

- 2 x Flow detector to ensure real dosing from 0% to 100%;
- 2 x Probe-level reactive;
- 1 x Flowmeter for monitoring linear flow of dilution water;
- Dosing head with bleed valve.



Synopsis of chlorine dioxide generator

Synopsis

Unit of accessible and intuitive configuration through the display of graphics, buttons and table with bi-color LED's that allow the proper functioning of the device in case of alarm or malfunction.

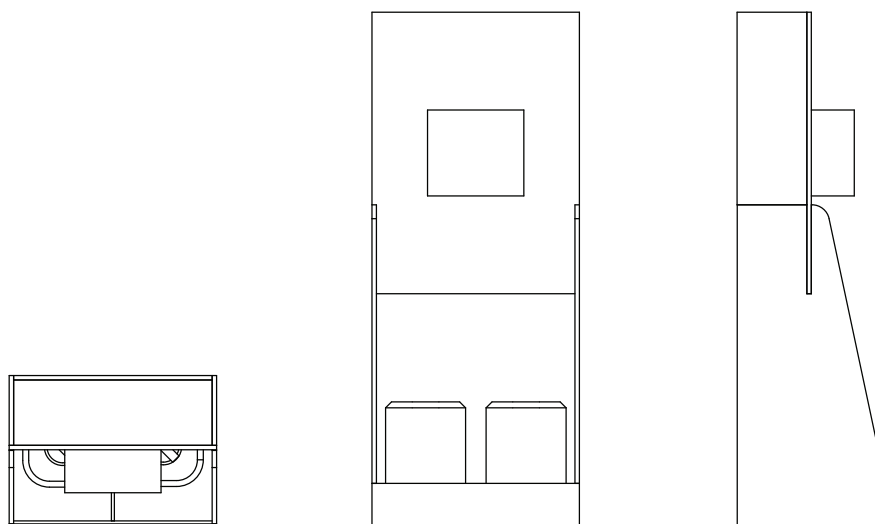
Alarms

The CLOS system is monitored at all sensitive points, with alarm preventing operations. These alarms are represented by the LED's applied with the corresponding summary explanation on the console and change the status of contacts NO / NC.

General alarm in terminal ruler

- Chemical levels;
- Flow detectors;
- Failure of dilution water.

Views / Dimensions



Clos Series	Model	g/h ClO ₂	Pmax (Bar)
	C10	100	2,5
	C16	160	5
	C36	320	7,5

Dts CLOS-GB DC16092010